

Ultimate code quality  
on a wide variety of  
substrates

V1.01454

Coding and marking sample guide

## CO<sub>2</sub> Laser



 **VIDEOJET®**



# **Achieving the best laser mark is all about the specification process.**

**Laser marking systems can generate high-quality marks on a range of materials provided the substrate, the application, and desired mark are well understood. Variations in specified wavelength, marking head and chosen lens will result in different marking effects on a given substrate. Work with a laser expert to identify the right specification for your application.**



A black and white photograph of a Videojet Laser 3042 unit in a factory setting. The unit is a large, industrial-grade machine with a prominent 'VIDEOJET' logo. It is surrounded by various cables and mechanical components. In the foreground, there is a metal frame with a laser safety warning sign that reads 'LASER KLASSE 1'.

## Selection, quality and expertise



With over 30 years of laser innovation, Videojet understands the importance of product configuration to achieve your desired mark. Through a diverse combination of marking heads, lenses and wavelength options, Videojet can deliver market leading 21 spot size options to match your unique application requirements. More spot size options allow a broader range of effects from fine to thick line marking.

### Wavelengths available:

#### 10.6 $\mu$ m

Ideally suited to most standard consumer packaged goods applications that mark paper, cardboard, various plastics and labels as well as wood and glass products

#### 10.2 $\mu$ m

Best applied to laminated cartons commonly used in many cosmetic and pharmaceutical applications

#### 9.3 $\mu$ m

Specifically suited for marking on PET plastic, typical of beverage products

### Laser mark effects include:

1. Color change as a result of a chemical reaction between laser and product
2. Engraving of the surface, e.g. foaming into PET or etching into glass
3. Ablation or color removal of the surface coating to reveal alternate color underneath
4. Carbonization or controlled burning of wood or board based materials
5. Melting different plastic materials to achieve either a raised or concave effect



# Paperboard

## Typical coding requirements:

Laser marking on paperboard is a particularly effective application for CO<sub>2</sub> lasers, achieving highly attractive mark effects. To achieve the best readable contrast, a darker color paperboard or dark mark window is recommended..

### 4 typical types of paperboards:

1. Painted paperboard
2. Non-painted corrugate board
3. Laminated (PE) painted paperboard (typically used in Asia for pharmaceutical packaging – this requires a different wavelength compared to other paperboards)
4. Paperboard with laser reactive coating (Datalase is one provider of this solution)

## Marking effects:

- Painted paperboard – color removal of paint or carbonization onto white space. This is a very fast method of laser marking
- Non-painted corrugate board – carbonization provides a dark, high contrast mark
- Laminated (PE) painted paperboard – color removal of paint or carbonization onto white space
- Paperboard with color sensitive coating – an ultra-fast process of color change upon reaction with laser sensitive coating. This provides a high-quality, clear mark with minimal laser power required

## Mark speeds:

Typically up to 40,000 products per hour (based on a single line alphanumerical code)

## Best wavelength:

Non-laminated and laser sensitive coated paperboard – 10.6μm

PE-laminated paperboard – 10.2μm



Logo, product information  
and bar code

Color change on laser-  
sensitive coating



Alphanumeric code

Color removal  
on red surface



DataMatrix and lot code

Color change on white  
surface

# Labels

## Typical coding requirements:

Similar to paperboard, CO<sub>2</sub> laser marking on labels provides a high-quality, good contrast mark result. There are two main types of labels: paper labels and metalized labels. Examples shown on page 7; left and middle are paper and right is metalized. Other labels suitable for CO<sub>2</sub> laser are laminated and laser-sensitive coated.

- Paper labels are best matched to CO<sub>2</sub> lasers, achieving high-quality marks in fast time
- Metalized labels typically require more power to achieve the same mark result

## Marking effects:

- Paper label – color removal of painted layer or carbonization on a plain white label. Carbonization needs a slightly longer time to mark than color removal
- Metalized label – color removal of painted layer

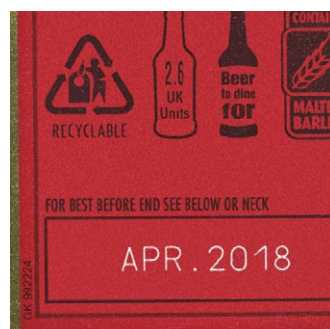
## Mark speeds:

Typically up to 80,000 products per hour  
(based on an alphanumerical code as shown in examples)

## Best wavelength:

All label types – 10.6μm





Date and lot code

Color removal

# Plastic



## Typical coding requirements:

There are many different kinds of plastics and they each have various reactions to CO<sub>2</sub> laser marking. For example, PET and PVC both achieve attractive codes, but with very different end results. Color removal on painted plastic materials, such as films, can achieve a very high-quality mark effect. See below for further information on the specific mark effect that can be achieved on each substrate.

## Marking effects:

### Foil

Foils and films can react differently based on the makeup of the plastic substrate. If the film is painted, the effect is color removal. If coated with laser-sensitive layer, the result can be an almost black mark (see dairy film, right) that is achieved in an ultra-fast marking time. In contrast, a clear see through film would invoke a melting of the material to produce a semi-transparent engraved type mark. Things to consider when laser marking foils and films:

- Risk of burn through if the film is too thin, or the laser is not specified correctly. In this situation, laser-sensitive coating can be a good solution as it requires low power to achieve the mark, reducing the risk of burn through.
- **Biaxially-Oriented Polypropylene (BOPP)** films have become popular due to a unique combination of properties such as better shrinkage, stiffness, transparency, seal-ability and twist retention. BOPP is typically very thin (commonly used for chocolate bars) and therefore also has a potential risk of burn through. A 9.3 wavelength is generally recommended as it gives a quality marking result without penetrating the substrate too deeply.

## Videojet provide two different fonts to help avoid burn through

1. **Lacuna** – non-crossing font helps avoid material weakening by creating characters without hitting the same point on the substrate twice. Using this font can increase mark time but not significantly.
2. **Dot font** – uses only dots to form characters, again minimizing the potential for the laser beam to hit the same spot more than once.

### Pouches

Pouches typically suit a color change mark result as the products packaged within a pouch tend to be high-quality, branded goods that use colorful designs. By removing the outer layer of color, the result is a crisp, high-contrast code that can work in synergy with the brand.

### Cables/tubes/hoses (extruded plastics)

PVC reacts with CO<sub>2</sub> to produce an engraved effect with color change, which can often result in an attractive golden mark.

## Mark speeds:

Typically up to 100,000 products per hour  
(throughput is material dependent)

## Best wavelength:

PVC – 10.6μm

BOPP films – 9.3μm

All other plastic materials – 10.6μm





Color change to blister pack



Color removed on bottle




Expiration code

Color removal on green foil



Engraving to PVC pipe



Color change on wire



Expiration code

Color change on laser-sensitive coating of dairy carton film sleeve

# PET

## Typical coding requirements:

It is becoming increasingly common for producers of PET packaging to use 'thin walled' PET in an attempt to reduce cost and waste. This can present challenges for laser marking as the thin substrate opens up the risk of burn through. Choosing the right wavelength can resolve this issue by producing an alternative mark effect. Another requirement for PET is the ability to print at high speeds as most applications are high-speed beverage marking alphanumeric expiry date and lot information.

## Marking effects:

- **Engraving**

Foaming – best mark result for 'thin walled' PET

Engraving – suited to thicker PET materials

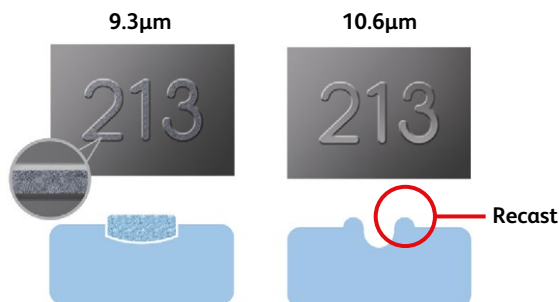
## Mark speeds:

Typical speed 70,000 – 150,000 bottles per hour  
(message dependent)

## Best wavelength:

9.3µm – specifically developed for PET plastics


### Example of why wavelength is critical for PET:



Using a 9.3µm wavelength achieves a 'foaming' effect of the material, which means no surface material is removed in the process, thus not reducing the strength of the material. Conversely, using 10.6µm results in a deeper engraving effect, making it ideally suited to thicker PET.



06.02.19



**Two line date code  
on plastic PET**

**One line date code  
on plastic PET**

# Glass

Glass

## Typical coding requirements:

CO<sub>2</sub> laser marking on glass is typically suited to marking serial numbers, internal tracking numbers and traceability information and can be applied to white or colored glass. 2D codes are less common, although are achievable with the right spot size. A small spot size is recommended for marking glass to achieve a smooth marking finish. Using a large spot size could potentially produce a micro fracture that is too large and therefore rough to the touch.

## Marking effects:

Micro cracks/fracturing that etches into the glass surface

## Mark speeds:

Typical speeds up to 80 meters/min  
or 60,000 bottles per hour

## Best wavelength:

10.6μm – when used in collaboration with the right marking head and lens, this will provide a fine, smooth mark effect on glass



Logo detail on glass




Lot code on glass



# Coated Metals

## Coated Metals



V1.014542

### Typical coding requirements:

CO<sub>2</sub> lasers suit two main types of metal materials: painted metal and anodized aluminum. Typical applications require logos and/or alphanumerical characters, such as lot and batch numbers. High-quality DataMatrix codes can also be achieved when marked on anodized aluminum. Painted metal can present a challenge for CO<sub>2</sub> lasers if the coated layer is too thick. Higher laser power or a slower line speed may be required to achieve the desired mark effect.

### Marking effects:

- Color change – anodized aluminum
- Color removal – painted metal surfaces

### Mark speeds:


Typical logo (anodized) – 1-2 seconds  
(depending on code, lens and spot size)

Typical DataMatrix code (anodized) – 0.5 seconds

Alphanumeric code on anodized and painted metal – 10ms

### Best wavelength:

10.6μm



### Color removal of date on metal



### Color removal of DataMatrix code on metal

# Videojet CO<sub>2</sub> lasers can handle a variety of applications, from simple date coding to printing larger, more complex messages

## Bar codes

Videojet CO<sub>2</sub> lasers not only deliver high-quality marks on a wide range of substrates, but their inherent vector-based marking also enables a level of printing resolution far superior to other coding technologies. This opens up a range of marking opportunities including logos, bar codes, global alphabets, and true type and laser optimized fonts.

Due to high mark quality and the potential for high-contrast marks, laser marked bar codes can achieve very high bar code grades with excellent readability. Videojet CO<sub>2</sub> lasers can mark a range of symbologies including linear bar codes such as GS1-128 and 2D symbologies including GS1 DataMatrix codes. In addition, the very nature of the laser marking process creates an inherent permanence to the bar code, which can aid traceability efforts. This permanent mark resists abrasion and other effects that could alter the readability of the code.




## Logos

There are normally four reasons why a customer asks for laser marking of logos;

- 1. Legal requirement
- 2. User information
- 3. Sales information
- 4. Brand protection



Laser marking helps protect against brand piracy and brand abuse by applying permanent marks to the product. This supports anti-counterfeiting and also produces an easily-traced marking to offer additional security and brand protection.






## Global alphabets

Videojet CO<sub>2</sub> lasers mark in over 20 languages, including Arabic, Chinese, Hebrew, Turkish and Bengali, to provide flexibility for producers who may export many different product types globally.



## True type fonts (TTF)

TTF capability allows customers to mark their product using any type of common font, and can be marked in any languages. Commonly handled as artwork files, TTF fonts offer the advantage of using a font that complements the brand or packaging design.



## Single stroke laser-optimized

Single stroke fonts are specifically designed to be faster to mark compared to other, more traditional fonts. These clean, modern fonts are often selected when either the available mark time is short due to the speed of the packaging line or the amount or required content to mark is very high.

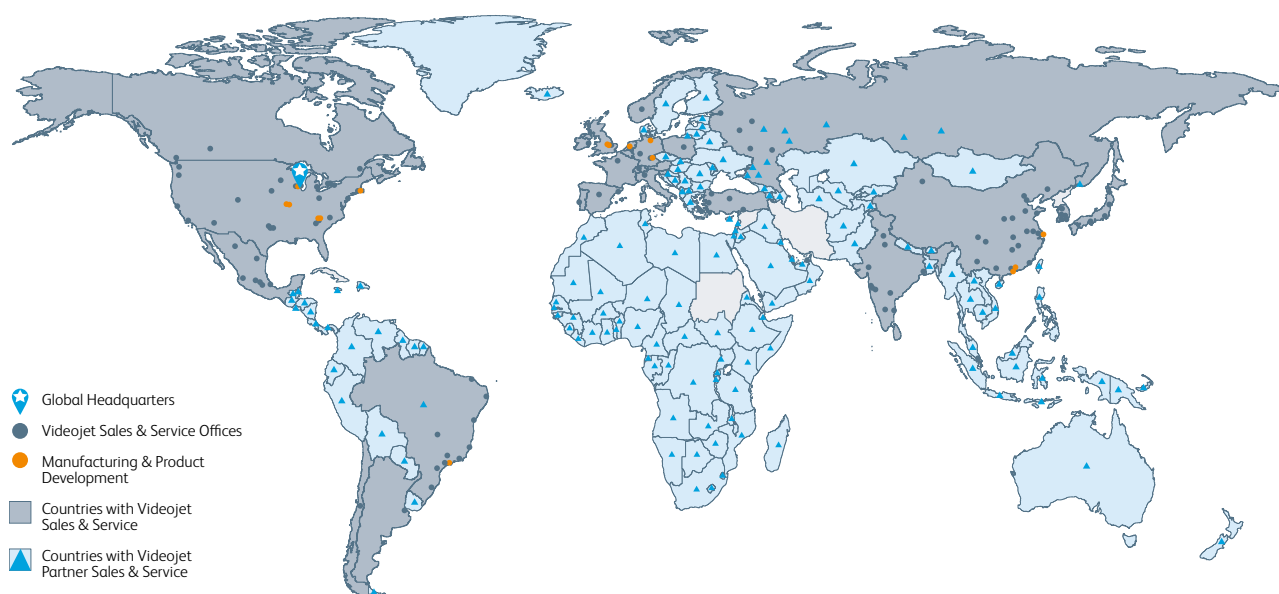


# Peace of mind comes as standard

Videojet Technologies is a world-leader in the product identification market, providing in-line printing, coding, and marking products, application specific fluids, and product life cycle services.

Our goal is to partner with our customers in the consumer packaged goods, pharmaceutical, and industrial goods industries to improve their productivity, to protect and grow their brands, and to stay ahead of industry trends and regulations. With our customer application experts and technology leadership in Continuous Inkjet (CIJ), Thermal Inkjet (TIJ), Laser Marking, Thermal Transfer Overprinting (TTO), case coding and labeling, and wide array printing, Videojet has more than 345,000 printers installed worldwide.

Our customers rely on Videojet products to print on over ten billion products daily. Customer sales, application, service and training support is provided by direct operations with over 4,000 team members in 26 countries worldwide. In addition, Videojet's distribution network includes more than 400 distributors and OEMs, serving 135 countries.



Call **800-843-3610**  
Email **info@videojet.com**  
or visit **www.videojet.com**

Videojet Technologies Inc.  
1500 Mittel Blvd. Wood Dale IL 60191 / USA

©2016 Videojet Technologies Inc. — All rights reserved.

Videojet Technologies Inc.'s policy is one of continued product improvement. We reserve the right to alter design and/or specifications without notice.

Part No. SL000592  
pg-co2-laser-us-0916  
Printed in U.S.A.

